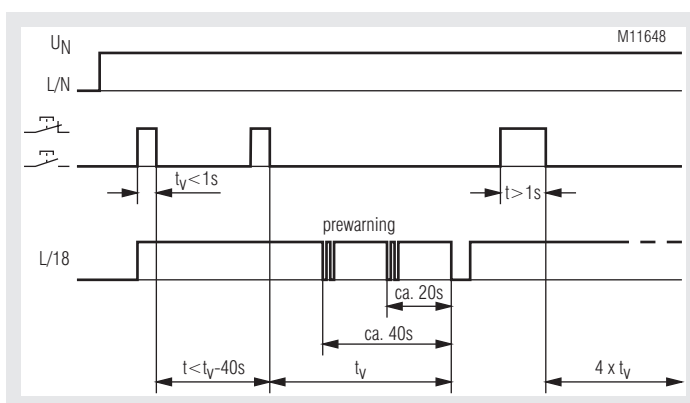


## MINITIMER Lighting Time Switch RK 8810/003



- According to EN 60 669-1, EN 60 669-2-1
- Setting range: short pressing of button 0.5 ... 10 min  
long pressing of button 2 ... 40 min
- For 4-wire circuit L on push button and  
3-wire circuit N on push button
- Can be retriggered
- With pre-warning shortly before end of time delay
- Switch for continuous light on unit
- Contact: 16 A
- Width 17.5 mm

### Function Diagram



### Approvals and Markings



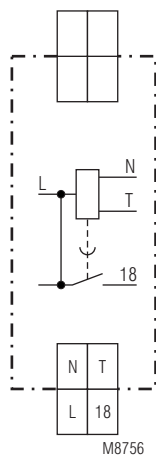
### Application

Time delayed switching off for lights

### Function

If the button is pressed longer than 1 s the adjusted time will be multiplied by 4, the timing is retriggerable i.e. if the pushbutton is pressed again during timing the adjusted delay time starts again without interruption. Approx. 30 s before end of timing the light flashes shortly to indicate that the light will go off.

### Circuit Diagram



M8756  
RK 8810.41/003

### Notes

Unit and push button have to be connected to the same phase (see connection diagram) The output contact is not volt free.

### Maintenance

Inspection test and maintenance intervals are to be performed annually.

### Technical Data

#### Time Circuit

**Time range:** pressing of button < 1 s: 0.5 ... 10 min  
pressing of button > 1 s: 2 ... 40 min

**Repeat accuracy:** < 1 % of setting value

#### Input

**Nominal voltage  $U_N$ :** AC 230 V  
**Voltage range:** 0.9 ... 1.1  $U_N$   
**Nominal consumption:** approx. 5 VA  
**Nominal frequency:** 50 / 60 Hz

**Permitted residual current caused by glow lamps in the push buttons**  
**Min. pulse duration:**

max. 50 glow lamps à 1 mA  
30 ms

### Connection Terminals

Terminal designation	Signal designation
L, N	Auxiliary voltage AC
T, L or N	Button
L, 18	Contact output

## Technical Data

### Output

<b>Contacts:</b>	1 NO contact, delay	
<b>Contact opening gap:</b>	> 3 mm	
<b>Thermal current <math>I_{th}</math>:</b>	16 A	
<b>Switching capacity with lamp load</b>	Fluorescent lamp load	
Duo switching:	(series compensated) 2 x 20 lamps with 58 W each	
Glow lamp load:	2000 W	
<b>Short circuit current strength:</b>	> 700 A	
<b>Short circuit strength max. fuse rating:</b>	16 AgL	IEC/EN 60 947-5-1
<b>Mechanical life:</b>	> 1 x 10 <sup>6</sup> switching cycles	

### General Data

<b>Nominal operating mode:</b>	impulse operation / continuous operation	
<b>Temperature range</b>	Operation: - 20 ... + 50°C	
Storage:	- 40 ... + 70°C	
<b>Clearance and creepage distances</b>	rated impulse voltage / pollution degree: 4 kV / 2 IEC 60 664-1	
<b>EMC</b>	Electrostatic discharge (ESD): 8 kV (air) IEC/EN 61 000-4-2	
HF irradiation	80 MHz ... 1 GHz: 10 V / m IEC/EN 61 000-4-3	
1 GHz ... 2.7 GHz:	10 V / m IEC/EN 61 000-4-3	
Fast transients:	2 kV IEC/EN 61 000-4-4	
Surge voltages between	wires for power supply: 1 kV IEC/EN 61 000-4-5	
wires for power supply:	between wire and ground: 2 kV IEC/EN 61 000-4-5	
HF wire guided	0.15 ... 80 MHz: 10 V IEC/EN 61 000-4-6	
Interference suppression:	Limit value class B EN 55 011	
<b>Degree of protection:</b>	Housing: IP 40 IEC/EN 60 529	
Terminals:	IP 20 IEC/EN 60 529	
<b>Enclosure:</b>	Thermoplast with V0-behaviour according to UL subj. 94	
<b>Vibration resistance</b>	Amplitude 0,35 mm	
<b>Climate resistance:</b>	frequenzy 10 ... 55 Hz IEC/EN 60 068-2-6	
<b>Terminal designation:</b>	20 / 050 / 04 IEC/EN 60 068-1	
<b>Wire connection:</b>	EN 50 005	
<b>Fixed screw terminals</b>	DIN 46 228-1/-2/-3/-4	
<b>Wire connection:</b>	Cross section: 0.5 ... 10 mm <sup>2</sup> (AWG 20 - 8) solid or 0.5 ... 6 mm <sup>2</sup> (AWG 20 - 10) stranded wire with and without ferrules	
Stripping length:	10 mm	
<b>Fixing torque:</b>	0.8 Nm EN 60 999-1	
<b>Wire fixing:</b>	Cross-head screw / M3.5 box terminals	
<b>Mounting:</b>	DIN rail IEC/EN 60 715	
<b>Weight:</b>	approx. 80 g	

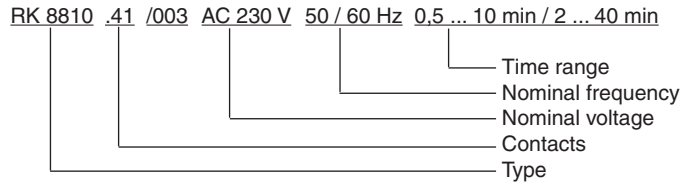
### Dimensions

**Width x Height x Depth:** 17.5 x 90 x 66 mm

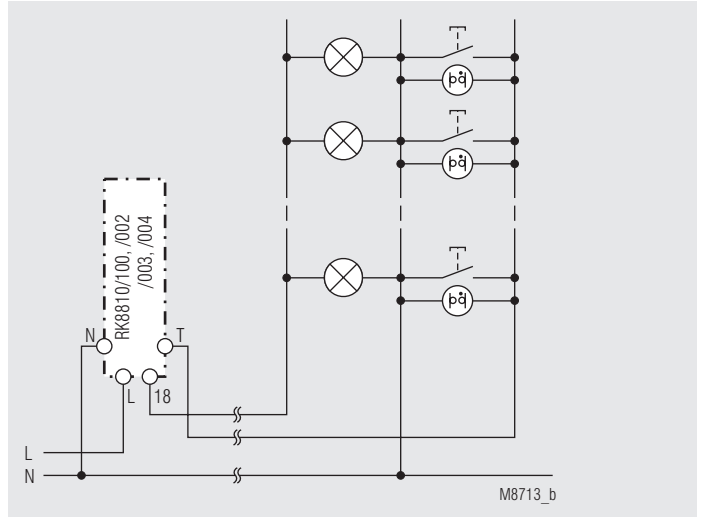
## Standard Type

RK 8810.41/003	AC 230 V	50 / 60 Hz	0.5 ... 10 min / 2 ... 40 min
Article number:	0058994		
• Output:	1 NO contact, delay		
• Nominal voltage $U_N$ :	AC 230 V		
• Timer range:	0.5 ... 10 min / 2 ... 40 min		
• Width:	17,5 mm		

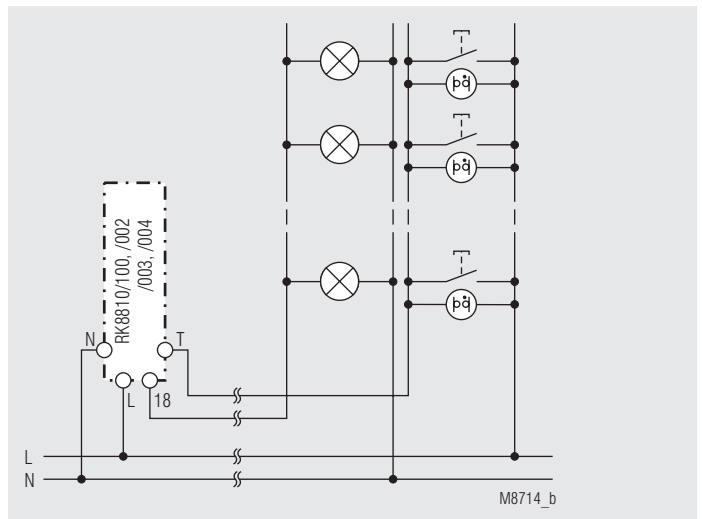
## Ordering Example



## Application Examples



3-wire circuit N on push button



4-wire circuit L on push button